


1



Turn the base over and open the pole retainers. Remove the pole from the base. **Important: Close the pole retainers before using the banner stand.**

2




Set the telescopic pole to the desired graphic height. **Twist clockwise to lock, anti-clockwise to unlock.** Fit the pole into the base.

3



Lift the top rail to raise the graphic from the base. Lean the banner stand backwards and continue to extend the graphic.


4



Secure the graphic into position by locating the top rail onto the pole.

Important: Hold the top rail whilst lowering the banner to prevent damage to the graphic. (do not drop)

5



Load the cassette into the base and close the snap retainer to secure.

CAUTION: ensure fingers are clear of the snap retainer when closing.

*Graphic tension may be re-applied or added to by turning the ratchet tensioner clockwise; 6 clicks of the ratchet tensioner equal 1 revolution of the banner stand spring. **(NB Units are supplied pre-tensioned)**

hardware specifications	graphic specifications	additional info
<p>Hardware Dimensions (mm): 2220 max (h) x 865 (w) x 215 (d) approx. 87.40" (h) x 34.10" (w) x 8.50" (d) approx.</p> <p>Base Dimensions (mm): 95 (h) x 865 (w) x 215 (d) approx. 3.75" (h) x 34.10" (w) x 8.50" (d) approx.</p> <p>Weight: 6kg (13.2lbs) approx (including carry bag)</p> <p>Included in kit: Base, top rail, cassette, telescopic pole and carry bag</p>	<p>Visible Graphic Dimensions (mm): 2130 max (h) x 800 or 1000 (w) 83.85" max (h) x 31.50" or 39.37" (w) 750 min (h) x 800 or 1000 (w) 29.53" min (h) x 31.50" or 39.37" (w)</p> <p>Substrate: Add 300mm (12") to base of graphic to allow for roller mechanism</p> <p>Reccomended material thickness 225 - 450 microns (8.86 - 17.72 Mils)</p>	<p>Branding strip</p> <p>Overall Dimensions (mm): 24 (h) x 830 or 1030 (w) 0.94" (h) x 32.7" or 40.6" (w)</p> <p>Visible Dimensions (mm): 20 (h) x 830 or 1030 (w) 0.79" (h) x 32.7" or 40.6" (w)</p> <p>Reccomended material thickness: 250 Microns (9.85 Mils)</p>

We are continually improving and modifying our product range and reserve the right to vary the specifications without prior notice. All dimensions and weights quoted are approximate and we accept no responsibility for variance. E&OE.