




1 Hold the frame vertically and begin to expand outwards.




2 Continue to expand the frame until the graphic image appears.



3 Push the frame tubes together to fully extend the system.



4 Push fit together each pair of locking arms. Repeat for all the remaining arms.




5 Wrap both vertical graphic ends tightly around the frame and fasten using hook & loop fastener.

**NB** The Hop-up frame may also be assembled flat on the floor if space allows and then stood upright.

**Attaching lighting**



1 US902 Light fitting kit includes node bracket, light bracket & Pozi-drive screw.




2 Place the node bracket into the space on the rear of Hop-up node.



3 Fasten the node bracket to the Hop-up node using the Pozi-drive screw.



4 Slide the light bracket onto the base of the light.

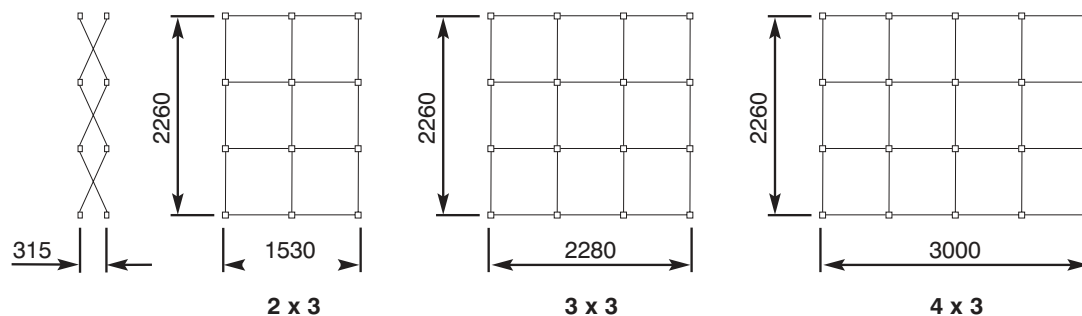


5 Slide the light onto the node bracket.



6 Light fitted to Hop-up.

**Frame dimensions**



All dimensions are in mm and are approximate

hardware specifications	graphic specifications	additional information
<p>Overall assembled dimensions (mm):</p> <p><b>3 x 2 Straight Hop-up</b> 2260 (h) x 1525 (w) x 315 (d) approx Weight: 5.75kg approx</p> <p><b>3 x 3 Straight Hop-up</b> 2260 (h) x 2260 (w) x 315 (d) approx Weight: 7.75kg approx</p> <p><b>3 x 4 Straight Hop-up</b> 2260 (h) x 2990 (w) x 315 (d) approx Weight: 10.25kg approx</p>	<p>Recommended substrate: Textile fabric with a high polyester content with significant elastane element in the weave to ensure stretch.</p> <p>Recommended print process: Dye-sublimation printing</p> <p>Visible size and graphic dimensions: Refer to graphic templates: <b>Hop_up_3x2_template_rev1</b> <b>Hop_up_3x3_template_rev1</b> <b>Hop_up_3x4_template_rev1</b></p>	<p>Recommended accessories: <b>US902</b> Light fitting kit is suitable for attaching PS1000, PS750, PS600 or PS250 lighting.</p> <p><b>HUB-001</b> Wheeled carry bag suitable for carrying one 3 x 4 Hop-up including graphics.</p> <p><b>ES507</b> Stabilising feet (supplied in pairs)</p> <p><b>AG721</b> 50mm wide x 25m roll Loop fastener (non adhesive backed)</p>

We are continually improving and modifying our product range and reserve the right to vary the specifications without prior notice. All dimensions and weights quoted are approximate and we accept no responsibility for variance. E&OE.